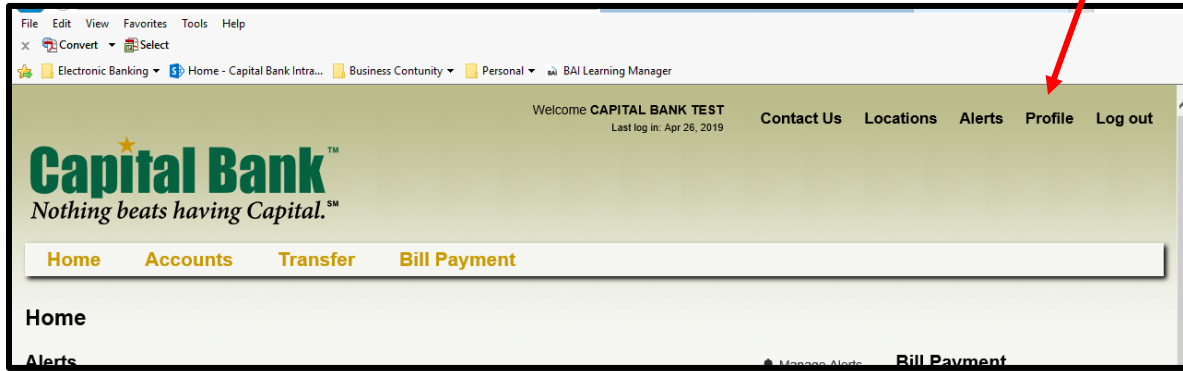
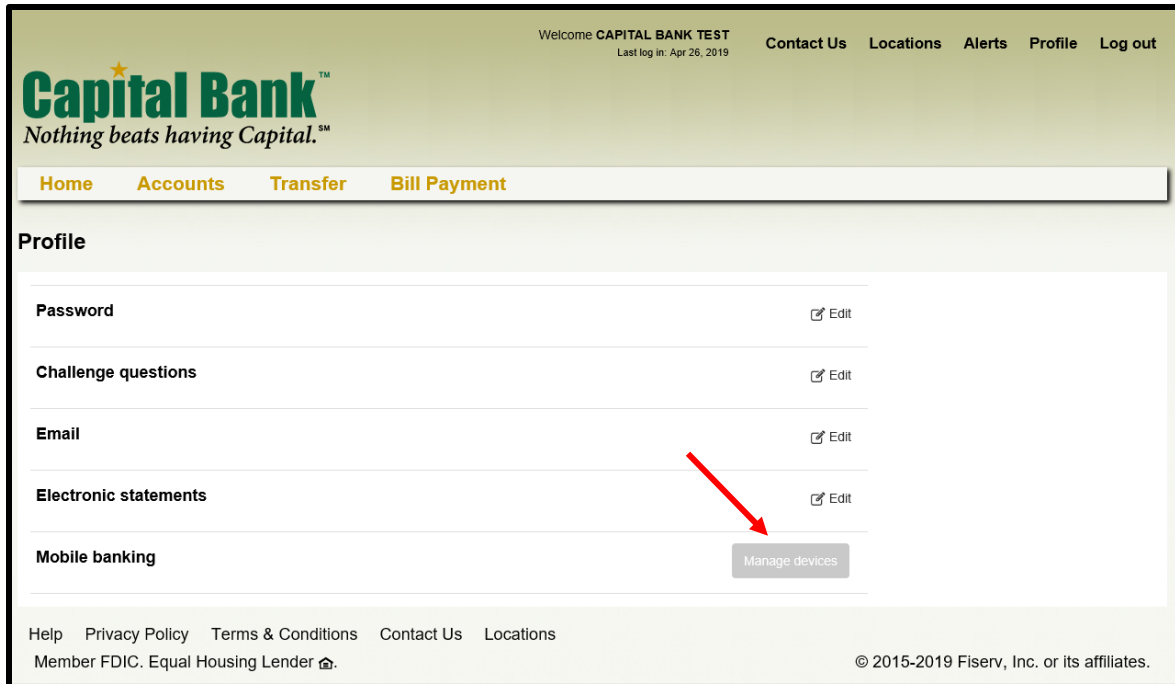


From the Home screen select **PROFILE** on the top right corner



Select **MANAGE DEVICES**




You will see the list of mobile devices that have logged in with your online banking credentials using our Capital Bank app

Main Menu
Click the tabs below to manage your Mobile Banking options.

[My Devices](#) [My Accounts](#) [My Profile](#)

Device Details	Carrier	Status	Receive Alerts	I want to:	
Josh iPhone 6 Plus (iP...	Unknown	Activated	<input type="checkbox"/>	Stop using this device for Mobile Banking	Go
Testfl (iPad)	Unknown	Activated	<input type="checkbox"/>	Stop using this device for Mobile Banking	Go
Default	Unknown	Activated	<input type="checkbox"/>	Stop using this device for Mobile Banking	Go
Implementation%E2%...	Unknown	Activated	<input type="checkbox"/>	Stop using this device for Mobile Banking	Go

Simply select **GO** next to the device you want to disable from Mobile Banking



iPhone (iPhone)	Unknown	Activated	<input type="checkbox"/>	I want to: Stop using this device for Mobile Banking	Go
-----------------	---------	-----------	--------------------------	--	----

You will need to confirm to **Stop Using This Device** and simply select **YES**

Stop Using This Device
Are you sure you want to stop using Mobile Banking on this device?

